



Model S044



Model S040

**PREMIER  
COMMERCIAL  
3, 4 and 5 step  
mobiles**



Model S048

All welded steel construction  
Spring loaded castors lower to the ground under operator's weight.  
Red epoxy finish.

**Treads:** formed from sheet steel with choice of tread surfaces.




Ribbed rubber  
(standard)



Anti-slip (option)



Punched steel  
(option)



Aluminium (option)

Treads (inc platform)		3	4	5
<b>Average working height</b>		2.21m	2.44m	2.65m
<b>Platform height</b>	mm	685	915	1145
<b>Platform width</b>	mm	560	560	560
<b>Platform depth</b>	mm	340	340	340
<b>O/all H (inc rails)</b>	mm	1530	1760	1985
<b>O/all width</b>	mm	640	640	640
<b>O/all depth</b>	mm	695	850	1000
<b>Weight</b>	kgs	24	28	32
<b>Ribbed rubber treads</b>	Price £	199.00	232.00	262.00
	Ref	<b>S040</b>	<b>S044</b>	<b>S048</b>
<b>Anti-slip treads</b>	Price £	212.00	235.00	265.00
	Ref	<b>S041</b>	<b>S045</b>	<b>S049</b>
<b>Punched treads</b>	Price £	199.00	232.00	262.00
	Ref	<b>S042</b>	<b>S046</b>	<b>S050</b>
<b>Aluminium treads</b>	Price £	222.00	262.00	298.00
	Ref	<b>S043</b>	<b>S047</b>	<b>S051</b>

## Standard warehouse Range

Choice of 610mm or 760mm tread width


Hand built with attention to detail, both in design and manufacture, to ensure total reliability and many years of arduous operation.

All steelwork blue epoxy finish.

**Wheels:** Front swivel and rear fixed castors with 100 mm dia. white nylon wheels. Roller bearings.

All models fitted with hand lock anchorage, when locked the front feet rest firmly on the floor; fitted with protective plastic floor pads.

### Tread choices



Ribbed rubber (standard)

Expamet (option)

Anti-slip (option)

Punched (option)

### Accessories



Hook-on wire basket (capacity 5kg)  
L x W x D: 600 x 250 x 220 mm  
Ref **S088** (Extra) £58.00



Hook-on tool tray (capacity 5kg)  
L x W x D: 600 x 250 x 220 mm  
Ref **S089** (Extra) £58.00



Retracting castors (fitted as standard)



Model S054

### Tread width 610 mm. Platform W x D 610 x 457 mm

Number of treads inc platform	Average working height	Platform height mm	Overall H x W x D mm	Ribbed Rubber treads		Expamet treads		Anti-slip treads		Punched treads	
				Ref	Price £	Ref	Price £	Ref	Price £	Ref	Price £
4	2400 mm	915	1830 x 760 x 1085	<b>S052</b>	299.00	<b>S061</b>	319.00	<b>S070</b>	299.00	<b>S079</b>	299.00
5	2700 mm	1145	2060 x 760 x 1260	<b>S053</b>	349.00	<b>S062</b>	359.00	<b>S071</b>	349.00	<b>S080</b>	349.00
6	2900 mm	1370	2285 x 760 x 1435	<b>S054</b>	399.00	<b>S063</b>	419.00	<b>S072</b>	399.00	<b>S081</b>	399.00
7	3100 mm	1600	2515 x 760 x 1690	<b>S055</b>	449.00	<b>S064</b>	479.00	<b>S073</b>	459.00	<b>S082</b>	459.00
8	3400 mm	1830	2745 x 760 x 1865	<b>S056</b>	499.00	<b>S065</b>	529.00	<b>S074</b>	499.00	<b>S083</b>	499.00
9	3600 mm	2060	2975 x 760 x 2045	<b>S057</b>	559.00	<b>S066</b>	589.00	<b>S075</b>	559.00	<b>S084</b>	559.00
10	3800 mm	2285	3200 x 760 x 2225	<b>S058</b>	679.00	<b>S067</b>	699.00	<b>S076</b>	689.00	<b>S085</b>	689.00
11	4000 mm	2515	3430 x 760 x 2400	<b>S059</b>	739.00	<b>S068</b>	779.00	<b>S077</b>	749.00	<b>S086</b>	749.00
12	4300 mm	2745	3660 x 760 x 2580	<b>S060</b>	819.00	<b>S069</b>	859.00	<b>S078</b>	829.00	<b>S087</b>	829.00

### Tread width 760 mm. Platform W x D 760 x 457 mm

Number of treads inc platform	Average working height	Platform height mm	Overall H x W x D mm	Ribbed Rubber treads		Expamet treads		Anti-slip treads		Punched treads	
				Ref	Price £	Ref	Price £	Ref	Price £	Ref	Price £
5	2700 mm	1145	2060 x 915 x 1260	<b>S090</b>	379.00	<b>S100</b>	399.00	<b>S110</b>	389.00	<b>S120</b>	389.00
6	2900 mm	1370	2285 x 915 x 1435	<b>S091</b>	429.00	<b>S101</b>	459.00	<b>S111</b>	439.00	<b>S121</b>	439.00
7	3100 mm	1600	2515 x 915 x 1690	<b>S092</b>	489.00	<b>S102</b>	519.00	<b>S112</b>	499.00	<b>S122</b>	499.00
8	3400 mm	1830	2745 x 915 x 1865	<b>S093</b>	559.00	<b>S103</b>	619.00	<b>S113</b>	569.00	<b>S123</b>	569.00
9	3600 mm	2060	2975 x 915 x 2045	<b>S094</b>	599.00	<b>S104</b>	649.00	<b>S114</b>	599.00	<b>S124</b>	599.00
10	3800 mm	2285	3200 x 915 x 2225	<b>S095</b>	699.00	<b>S105</b>	749.00	<b>S115</b>	719.00	<b>S125</b>	719.00
11	4000 mm	2515	3430 x 915 x 2400	<b>S096</b>	799.00	<b>S106</b>	849.00	<b>S116</b>	819.00	<b>S126</b>	819.00
12	4300 mm	2745	3660 x 915 x 2580	<b>S097</b>	889.00	<b>S107</b>	939.00	<b>S117</b>	899.00	<b>S127</b>	899.00
13	4500 mm	2975	3890 x 915 x 2755	<b>S098</b>	949.00	<b>S108</b>	999.00	<b>S118</b>	969.00	<b>S128</b>	969.00
14	4700 mm	3200	4115 x 915 x 2935	<b>S099</b>	999.00	<b>S109</b>	1079.00	<b>S119</b>	1029.00	<b>S129</b>	1029.00

## Compact warehouse Range

### 560mm tread width

Hand built with attention to detail, both in design and manufacture, to ensure total reliability and many years of arduous operation.

Welded steel tube and bar construction.

Fitted with hand lock anchorage; when locked the front feet rest firmly on the floor, feet fitted with protective plastic floor pads.

Outboard axle mounted rear wheels gives extra stability.

**Finish:** All steelwork red epoxy finish.

**Wheels:** Front 2 swivel castors with 100 mm dia. rubber tyred wheels with roller bearings. Rear 2 axle mounted 200 mm dia. wheels with rubber tyres and roller bearings.

### Accessories

#### Lower gate

Fully welded hinged steel tube gate fitted to bottom of steps (not removable). Gate folds back through 270°. Fitted with padlock facility (padlock not supplied)

Ref **S170** (Extra) £49.00



#### Hook-on tool tray

(capacity 5kg) L x W x D: 600 x 250 x 220 mm  
Ref **S089** (Extra) £58.00

#### Hook-on wire basket

(capacity 5kg) L x W x D: 600 x 250 x 220 mm  
Ref **S088** (Extra) £58.00



Model  
S162

### Platform gate option



Inward opening spring loaded platform gate, with spring loaded plunger bolt, to fit at the end, or either side of the top platform. The gate closes against a vertical retention plate. Option adds to length of platform and o/a length:  
5-9 tread +380mm  
10-14 tread +300mm  
Ref **S175** (Extra) £76.00

A caution notice is fitted to each set to remind user of operation procedure.


A health and safety at work information sheet is supplied.



Hand lock anchorage; when locked the front feet rest firmly on the floor

Tread width 560 mm. Platform W x D: 5-9 steps 560 x 380 mm; 10-14 steps 560 x 460 mm

### Tread choices



No. of treads inc platform	Average working height	Platform height mm	Overall H x W x D mm	Ribbed rubber treads		Punched treads		Anti-slip treads		Aluminium treads	
				Ref	Price £	Ref	Price £	Ref	Price £	Ref	Price £
5	2750 mm	1250	2165 x 850 x 1220	<b>S130</b>	359.00	<b>S140</b>	379.00	<b>S150</b>	379.00	<b>S160</b>	389.00
6	3000 mm	1500	2415 x 850 x 1400	<b>S131</b>	399.00	<b>S141</b>	429.00	<b>S151</b>	429.00	<b>S161</b>	439.00
7	3250 mm	1750	2665 x 850 x 1580	<b>S132</b>	459.00	<b>S142</b>	479.00	<b>S152</b>	479.00	<b>S162</b>	489.00
8	3500 mm	2000	2915 x 850 x 1760	<b>S133</b>	499.00	<b>S143</b>	539.00	<b>S153</b>	539.00	<b>S163</b>	549.00
9	3750 mm	2250	3165 x 850 x 1940	<b>S134</b>	559.00	<b>S144</b>	589.00	<b>S154</b>	589.00	<b>S164</b>	599.00
10	4000 mm	2500	3415 x 1000 x 2200	<b>S135</b>	659.00	<b>S145</b>	689.00	<b>S155</b>	689.00	<b>S165</b>	699.00
11	4250 mm	2750	3665 x 1000 x 2380	<b>S136</b>	719.00	<b>S146</b>	759.00	<b>S156</b>	759.00	<b>S166</b>	789.00
12	4500 mm	3000	3915 x 1000 x 2560	<b>S137</b>	799.00	<b>S147</b>	839.00	<b>S157</b>	839.00	<b>S167</b>	879.00
13	4750 mm	3250	4165 x 1250 x 2740	<b>S138</b>	899.00	<b>S148</b>	929.00	<b>S158</b>	929.00	<b>S168</b>	979.00
14	5000 mm	3500	4415 x 1250 x 2920	<b>S139</b>	969.00	<b>S149</b>	999.00	<b>S159</b>	999.00	<b>S169</b>	1049.00
15 - 20	Please ask for details										

## Easy Rise Range with Handlock Anchorage

760mm tread width

Hand built with attention to detail, both in design and manufacture, to ensure total reliability and many years of arduous operation.

## 48 degree slope for extra safety and comfort

## Designed to allow user to turn and descend the steps facing forward

Welded steel tube and bar construction.

Fitted with hand lock anchorage; when locked the front feet rest firmly on the floor, feet fitted with protective plastic floor pads.

**Finish:** All steelwork red epoxy finish.

**Wheels:** Front 2 swivel castors with 100 mm dia. rubber tyred wheels with roller bearings. Rear 2 axle mounted 200 mm dia. wheels with rubber tyres and roller bearings.



### Hook-on tool tray

(capacity 5kg) L x W x D: 600 x 250 x 220 mm  
Ref **S089** (Extra) £58.00

### Hook-on wire basket

(capacity 5kg) L x W x D: 600 x 250 x 220 mm  
Ref **S088** (Extra) £58.00

Tread width 760 mm.

Platform W x D: 760 x 380 mm (5-9 tread)  
760 x 460mm (10-12 tread)

No. of treads inc platform	Average working height	Platform height mm	Overall H x W x D mm	Ribbed rubber treads		Anti-slip treads		Expamet treads		Punched treads		Aluminium treads	
				Ref	Price £	Ref	Price £	Ref	Price £	Ref	Price £	Ref	Price £
5	2650 mm	1150	2065 x 980 x 1400	<b>S601</b>	499.00	<b>S611</b>	509.00	<b>S621</b>	519.00	<b>S631</b>	509.00	<b>S641</b>	539.00
6	2880 mm	1380	2295 x 980 x 1600	<b>S602</b>	569.00	<b>S612</b>	589.00	<b>S622</b>	599.00	<b>S632</b>	589.00	<b>S642</b>	619.00
7	3110 mm	1610	2525 x 980 x 1800	<b>S603</b>	649.00	<b>S613</b>	659.00	<b>S623</b>	679.00	<b>S633</b>	659.00	<b>S643</b>	699.00
8	3340 mm	1840	2755 x 980 x 2000	<b>S604</b>	719.00	<b>S614</b>	739.00	<b>S624</b>	749.00	<b>S634</b>	739.00	<b>S644</b>	779.00
9	3570 mm	2070	2985 x 980 x 2200	<b>S605</b>	799.00	<b>S615</b>	799.00	<b>S625</b>	829.00	<b>S635</b>	799.00	<b>S645</b>	869.00
10	3800 mm	2300	3215 x 1150 x 2400	<b>S606</b>	889.00	<b>S616</b>	899.00	<b>S626</b>	929.00	<b>S636</b>	899.00	<b>S646</b>	969.00
11	4030 mm	2530	3445 x 1150 x 2600	<b>S607</b>	969.00	<b>S617</b>	989.00	<b>S627</b>	999.00	<b>S637</b>	989.00	<b>S647</b>	1049.00
12	4260 mm	2760	3675 x 1150 x 2800	<b>S608</b>	1039.00	<b>S618</b>	1059.00	<b>S628</b>	1089.00	<b>S638</b>	1059.00	<b>S648</b>	1129.00

## Easy-rise Steps with truck/dock platform

**48 degree slope for extra safety and comfort**

750 x 1200mm platform

**Designed to allow user to descend the steps facing forward**

Large platform with removable chain on end and both sides for 3-sided access.

Welded steel tube and bar construction.

Fitted with handlock anchorage.

Front feet, fitted with protective plastic floor pads

Expamet treads and large working top platform makes them ideal for loading and unloading items outside.

Wheels: 2 front swivel castors with 100mm dia rubber tyred wheels with roller bearings

2 rear axle-mounted 200mm wheels with rubber tyres and roller bearings.

Finish: All steelwork red epoxy or galvanised finish

**Tread width 750 mm.**

**Platform W x D: 750 x 1200 mm**

No. of treads inc platform	Average working height	Platform height mm	Overall H x W x D mm	Red Expamet		Galv Expamet	
				Ref	Price £	Ref	Price £
4	2420 mm	920	1910 x 960 x 1870	<b>S681</b>	599.00	<b>S691</b>	699.00
5	2650 mm	1150	2140 x 960 x 2060	<b>S682</b>	649.00	<b>S692</b>	769.00
6	2880 mm	1380	2370 x 960 x 2250	<b>S683</b>	699.00	<b>S693</b>	829.00



## Tilt and Go Steps

Welded steel tube and bar construction. Expamet treads and large working top platform makes them ideal for loading and unloading items outside.

The steps have 2 handles at the front, fitted with knuckle guard hand grips for safe lifting and moving.

Wheels: 2 rear 200mm steel centred wheels with rubber tyres and roller bearings.

### Option

Inward opening gate on platform end.

Ref **S700** (Extra) £49.00



**Hand built with attention to detail, both in design and manufacture, to ensure total reliability and many years of arduous operation.**



**Tread width 500 mm.**

**Platform W x D: 500 x 600 mm**

No. of treads inc platform	Average working height	Platform height mm	Overall H x W x D mm	Blue Expamet treads		Galvanised Expamet treads	
				Ref	Price £	Ref	Price £
3	2250 mm	750	1760 x 650 x 1345	<b>S701</b>	347.00	<b>S711</b>	449.00
4	2500 mm	1000	2010 x 650 x 1535	<b>S702</b>	399.00	<b>S712</b>	509.00
5	2750 mm	1250	2260 x 650 x 1725	<b>S703</b>	449.00	<b>S713</b>	599.00
6	3000 mm	1500	2510 x 650 x 1915	<b>S704</b>	499.00	<b>S714</b>	669.00

## Terms and Conditions

### Acceptance

We accept all orders, however placed, in good faith, but they are all subject to these terms and conditions. If you have your own conditions of purchase, it is the buyer's responsibility, before placing the order, to ensure there are no conflicting conditions, but, if there are, these conditions (below) will override any purchasing conditions.

### Prices

All prices listed exclude VAT.  
Most items are priced to include delivery to mainland England, Wales and southern Scotland. Special, non-standard, delivery arrangements will be by quotation only.  
We make every effort to ensure that the prices listed are current and accurate, but this cannot be guaranteed. Any variance from listed prices will be notified to the buyer when the order is received. Confirmation of prices will be at the proforma/invoice stage.

### Terms of payment

As our products are generally manufactured to order, we require payment prior to delivery, and in the case of larger items, before commencing manufacture. We will produce proforma invoice with payment options listed. Any other payment arrangements are strictly by written agreement only.

### Delivery

We will indicate the estimated times for manufacture and delivery at the time of receipt of the order, but, although we will do our utmost to keep to the estimated times, these times cannot be guaranteed and we cannot be liable in any way for any delays.  
Delivery vehicles will have driver-only attendance. It is the responsibility of the customer to make provision for handling of the goods from the delivery vehicle. If no unloading facilities are available, the driver may have to depart without unloading. Any subsequent delivery will be chargeable.

### Ownership of goods

Ownership of all products sold, at whatever stage of production and delivery, remains with the seller until full payment has been received. If full payment is not received, we reserve the right to regain possession if necessary by any reasonable means, and all costs of doing so will be recoverable from the buyer.

### Damaged goods

#### **IMPORTANT - Inspect before you accept**

It is the responsibility of the buyer to inspect the goods on delivery and not sign for their receipt until happy that they are in good condition. If for any reason this is not possible, the delivery documents must be amended to state acceptance without inspection, and be signed by both the delivery driver/agent and the recipient.  
No claims for damage can be accepted after the goods have been signed for on the delivery documentation as being received in good condition.

### Returns

As our products are generally manufactured to order, we are unable to accept returns. However, on some smaller items, it MAY be possible, by special arrangement, to consider returns. Please be sure the item is what you want before ordering!

## ORDER FORM

You can either use this order form, or provide your own official purchase order  
Either fax to 01278 733 630 or mail to address at foot of page

Company Name: \_\_\_\_\_

Name of person ordering: \_\_\_\_\_

Telephone: \_\_\_\_\_

Fax: \_\_\_\_\_

Email: \_\_\_\_\_

Customer order number: \_\_\_\_\_

Authorised signature: \_\_\_\_\_

<b>INVOICE ADDRESS</b>

<b>DELIVERY ADDRESS (if different)</b>

Item Reference	Quantity	Description	Unit price	Total price

**TERMS**

Payment required before despatch - proforma raised on receipt of order

ExVAT Total £

**Payment method**

**Cheque** - Cheques to be made payable to "Artwork Marketing"

**Direct bank transfer:**  
Lloyds TSB Bank, 25 Cornhill, Bridgwater. TA6 3AY  
Sort code: 30 91 20  
Account No: 1750582

**Credit / Debit card**  
Please complete with card details

Type of Card:  Visa  Mastercard  American Express

Card Number: \_\_\_\_\_

Name on Card \_\_\_\_\_

Expiry Date \_\_\_\_\_

Security Code (last three digits on signature strip) \_\_\_\_\_

Signature for card \_\_\_\_\_

All catalogue prices are exVAT  
Delivery free to Mainland England,  
Wales and Southern Scotland

